

# Human FGF21 Protein

Cat. No. FGF-HM121

## Description

<b>Source</b>	Recombinant Human FGF21 Protein is expressed from HEK293 with His tag at the N-Terminus. It contains His29-Ser209.
<b>Accession</b>	Q9NSA1-1
<b>Molecular Weight</b>	The protein has a predicted MW of 20.2 kDa. Due to glycosylation, the protein migrates to 25-30 kDa based on Bis-Tris PAGE result.
<b>Endotoxin</b>	Less than 1EU per $\mu\text{g}$ by the LAL method.
<b>Purity</b>	> 95% as determined by Bis-Tris PAGE > 95% as determined by HPLC

## Formulation and Storage

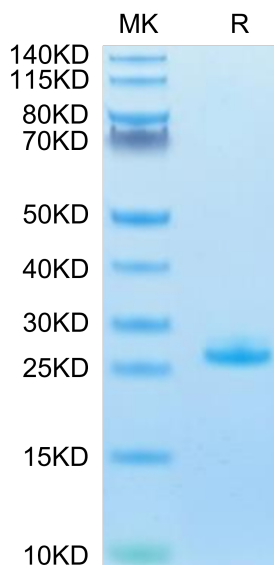
<b>Formulation</b>	Lyophilized from 0.22 $\mu\text{m}$ filtered solution in PBS (pH 7.4). Normally 8% trehalose is added as protectant before lyophilization.
<b>Reconstitution</b>	Centrifuge the tube before opening. Reconstituting to a concentration more than 100 $\mu\text{g}/\text{ml}$ is recommended. Dissolve the lyophilized protein in distilled water.
<b>Storage</b>	-20 to -80°C for 12 months as supplied from date of receipt. -80°C for 3 months after reconstitution. Recommend to aliquot the protein into smaller quantities for optimal storage. Please minimize freeze-thaw cycles.

## Background

Fibroblast growth factor 21 (FGF21) is a peptide hormone that is synthesized by several organs and regulates energy homeostasis. Excitement surrounding this relatively recently identified hormone is based on the documented metabolic beneficial effects of FGF21, which include weight loss and improved glycemia.

## Assay Data

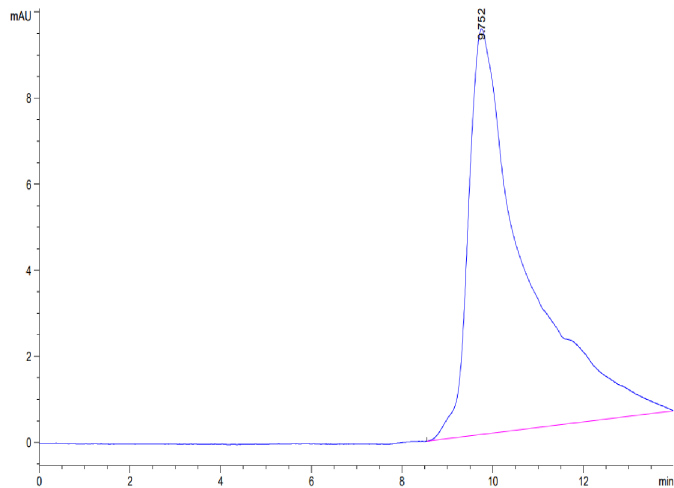
### Bis-Tris PAGE



Human FGF21 on Bis-Tris PAGE under reduced condition. The purity is greater than 95%.

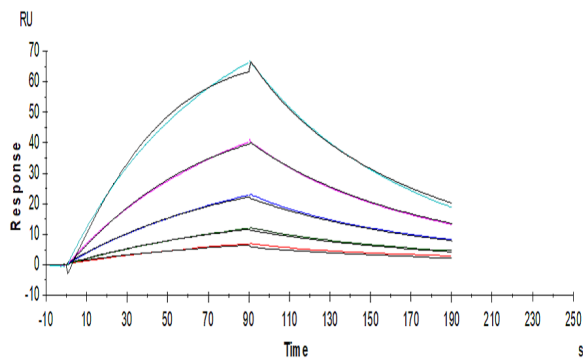
### SEC-HPLC

Assay Data



The purity of Human FGF21 is greater than 95% as determined by SEC-HPLC.

SPR Data



Human FGF21, His Tag immobilized on CM5 Chip can bind Human Beta Klotho, His Tag with an affinity constant of 20nM as determined in a SPR assay (Biacore T200).